



1/16/17

RUBBER-INC.

Warehouse Distributor of:

- Tire Equipment
- Valve Stems & Hardware
- Wheel Balancing Products
- Tire Repair Materials

Coats Tire Changers


Model No. GTS-70

Specifications:

Max Rim Width: 15"
 Max Tire Diameter: 44"

The Coats GTS-Series Tiltback Tire Changers feature an innovative design with the reliability and durability of the Coats brand. Built-in features increase the convenience of having all the power you need in one machine.

Features a two-speed electric motor, powered roller disk (for bead loosening, TPMS access, bottom bead removal and top bead mounting), Robo-Assist, Grip Max Clamps, Single Point Sealer, and hand actuated Bead Loosener. Wheel Lift optional.




Call for quote!

Model No's.

70XEF3 / 70XAF3
 70XEH3 / 70XAH3

The 70X3 Rim Clamp Tire Changer features Best-In-Class Clamping Capacity (external clamping from 6" to 28" with Grip Max Plus clamp upgrade), Patented Robo-Arm Helper Device to efficiently change low profile or run flat tires, and a Hybrid Duckhead Mount/Demount tool combining advantages of plastic and metal heads.



Includes: Cabinet, upgraded high spoke mount/demount head, duck head roller, grip max clamps, plastic protectors for clamps – bead loosener and lift tool, lube and lube bucket bracket.

Call for quote!

Model No. RC-45E

Specifications:

Clamping Range: 10"-24" Ext.
 Max Rim Width: 10-1/2"
 Max Tire Diameter: 50"

Call for quote!




The Coats RC-45 is perfect for today's high speed, general service repair shop. Built to execute day after day. Features built-in bead sealing jets, a high torque X-shaped turntable, manual swing arm, conveniently placed foot pedals, and an inflation gauge.

Model RC-55E

Specifications:

Clamping Range: 6"-24" Ext.
 Max Rim Width: 10-1/2"
 Max Tire Diameter: 50"

Call for quote!



The Coats RC-55 Rim Clamp Tire Changer is built upon the high standards of the legendary Coats Rim Clamp tire changer. The RC Robo-Arm keeps the top bead in the drop center during mounting, allowing technicians to change difficult wheels with ease.

Chicago
 Sales & Distribution
 2419 S. Michigan Ave.
 Chicago, IL 60616

P: 312-225-6162
 800-621-1563
 F: 312-225-7642

Wisconsin
 Sales & Distribution
 N6673 State Highway 25
 Durand, WI 54736

P: 715-283-4263
 800-826-7106
 F: 715-283-4911

St. Louis
 Distribution
 1238 Hanley Industrial Ct.
 St. Louis, MO 63144

P: 314-918-8932
 F: 314-918-1349

Indiana
 Sales

P: 800-248-6162

Prices in effect while quantities last or until 3/31/17

www.rubber-inc.com



RUBBER-INC.

1/16/17

Warehouse Distributor of:


- Tire Equipment
- Valve Stems & Hardware
- Wheel Balancing Products
- Tire Repair Materials

Coats Wheel Balancers

Model No. 1100

Specifications:

Balancing Modes: 8
Tire Diameter: Up to 44"
Wheel Width: 2" to 20"
Max Tire Weight: 150 Lbs.
Shaft Diameter: 40mm
Power Requirement: 220v/1PH
 220v/3PH



Features include: Coats Direct Drive System, Static-On-Screen Display (for both static and dynamic unbalance data), Direct Tape-A-Weight.

Also includes Direct Balancing Mode Selection, Multiple Balancing Modes, Auto Start Hood, Redesigned User Interface, Dual Operator Mode, and Match Balance.

Call for quote!

1500-3D Wheel Balancer


Specifications:

Balancing Modes: 8
Tire Diameter: Up to 44"
Wheel Width: 2" to 20"
Shaft Diameter: 40mm
Power Requirement: 220v/1PH
 220v/3PH


Call for quote!

The new Coats 1500-3D Direct Drive Wheel Balancer features legendary reliability with state of the art capability.

The 1500-3D is powered by Direct Drive (a combined motor and spindle pre-balanced assembly that always stays calibrated at zero). Other features include laser guided operation, stop and lock and 8 double sided collets.



1150-2D Wheel Balancer



Specifications:

Balancing Modes: 8
Tire Diameter: Up to 44"
Max Rim Width: 20"
Max Tire Weight: 150 Lbs.
Shaft Diameter: 40mm
Power Requirement: 220v/1PH
 220v/3PH

Call for quote!

Features Include: Direct Balancing Mode Selection, Multiple Balancing Modes, Auto Start Hood, Redesigned User Interface, Dual Operator Mode and Match Balance. Includes automatic distance and diameter data entry, direct tape-weight measurement, and behind the spoke placement.

Recommended Optional Accessories

#85610104 – 3,4,5 Lug Adjustable Pin Plate Set features one system to properly balance a wide variety of tire and wheel assemblies. Combines 15 plates into one convenient solution!



#8113277C – Improved Light Truck Cone Kit (40mm) features a double sided cone and metal backing plate. Range: 4.8" – 6.8".

Prices in effect while quantities last or until 3/31/17

Chicago
 Sales & Distribution
 2419 S. Michigan Ave.
 Chicago, IL 60616

P: 312-225-6162
 800-621-1563
 F: 312-225-7642

Wisconsin
 Sales & Distribution
 N6673 State Highway 25
 Durand, WI 54736

P: 715-283-4263
 800-826-7106
 F: 715-283-4911

St. Louis
 Distribution
 1238 Hanley Industrial Ct.
 St. Louis, MO 63144

P: 314-918-8932
 F: 314-918-1349

Indiana
 Sales
 P: 800-248-6162

www.rubber-inc.com